



Created By: J Marshman	<b>Work Instruction</b>	Form No: CS/Form/004
Issue Date: 21.04.2026		Issue No: 2
Revision Due: 20.04.2027		Page 1 of 2


**TITLE: Sale of Items by Plane Reclaimers**

1. **Purpose**  
Reclaim materials (website stock) either through scheduled quarantine review as aircraft disassembly project is complete, utilising team member for removals of material left aboard the aircraft after disassembly project is complete or following a predetermined cutting plan.
2. **Applicability**  
Material is reviewed for value to aviation enthusiasts. Website product listings made for material deemed appropriate, otherwise stored for specific requests. Social media content created for particularly desirable airline brands.
3. **References**  
All materials made available on the website have the data plate de faced post dis assembly on arrival at Upcycling department where mutilation is performed (see section 6)
4. **Background**  
Order destination reviewed and orders cancelled if deemed appropriate.
5. **Instruction**  
Logistics team to pack and ship orders as detailed in Plane Reclaimers receipts.

Created By: J Marshman	<b>Work Instruction</b>	Form No: CS/Form/004
Issue Date: 21.04.2026		Issue No: 2
Revision Due: 20.04.2027		Page 2 of 2

**TITLE: Sale of Items by Plane Reclaimers**

- 6. Process to Mutilate Aircraft Parts for Memorabilia**
- 6.1. Inspection and Selection**
- 6.2. Identify parts that are no longer needed for operational use but have value as collectibles (e.g., seats, panels, instruments).**
- 6.3. Permanent Marking**
- 6.4. Stamp or engrave a visible label on each part stating "Not for Operational Use" or "Decommissioned."**
- 6.5. Physical Alteration**
- 6.6. a. Cutting or Drilling: Remove or drill holes in critical structural areas so the part cannot be reinstalled or provide structural integrity.**
- b. Removing Key Components: Detach critical functional elements such as wiring, sensors, or fasteners.**
- c. Deforming: Bend or crush metal parts slightly to prevent re-use but still keep recognizable shapes.**
- 6.7. Cosmetic Cleaning and Painting**
- 6.8. Clean the part and apply paint or finish to enhance appearance for display, covering any rough mutilation edges safely.**
- 6.9. Documentation**
- Include a Plane Reclaimers branded certificate of authenticity which includes an image and flight history of the aircraft and confirming it is permanently decommissioned for safety and collector interest.**
- 6.10. Packaging and Sale**
- 6.11. Package the parts securely for shipping as collector items with disclaimers about their non-functional status.**
- 6.12. This process ensures parts maintain their historical or aesthetic value while guaranteeing safety by preventing reuse in aircraft.**

Authorised: Jacob Marshman   
 Department Manager

Date: 21/04/2026